



Population
47 344 649

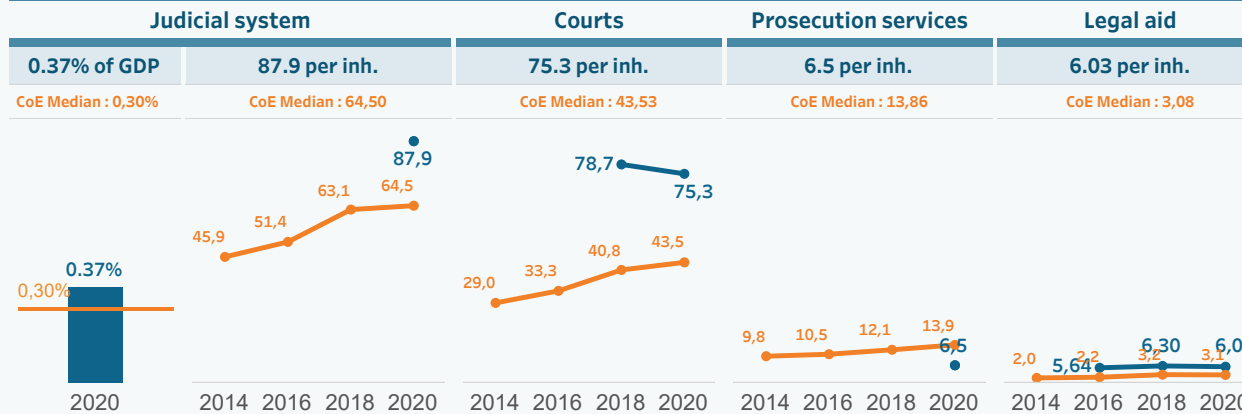


GDP per capita
23 692 €
CoE Median 20 301 €



Avg gross annual salary
22 849 €
CoE Median 20 612 €

Implemented judicial system budget



Budget: In 2020, Spain spent 4 161 696 850€ on the implemented judicial system budget: 87,9 per inhabitant and 0.37% of the GDP (above the respective CoE medians). 86% were spent on courts, 7% on prosecution, and 7% on legal aid. As the Prosecutions service does not an autonomous budget, and some costs are common with courts (civil servants, material resources, buildings, TIC, etc), the figure indicated as budget of prosecution services includes only salaries, which explains its low level compared with the CoE median.

Access to justice

Court fees to start judicial proceedings are required only from companies and not from individuals. There is a high number of first instance courts because of the specific concept of “one judge – one court” that exist in Spain. Spain has various specialised courts, but also one specific type that is unique in Europe specialised for cases of violence against women.

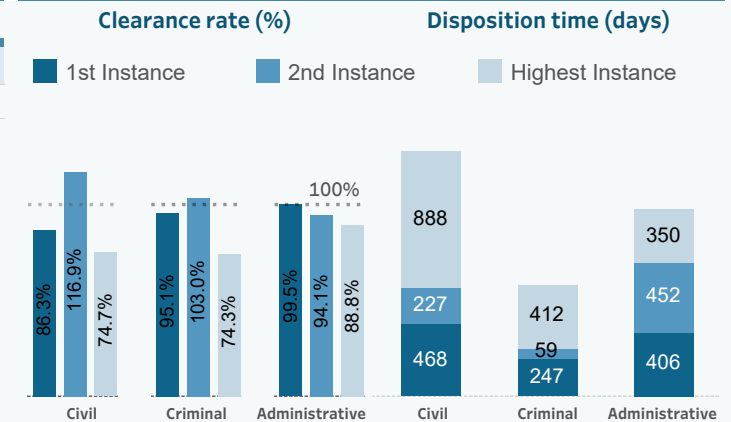
Gender balance and training

Judges are specially trained to enhance their sensibility on the discrimination, and especially issues relating to violence against women. Equality Commissions exist in both Judges’ and Prosecutors’ Councils and their role concerns general equality topics in judiciary, among which they also deal with gender balance.

Public prosecutors

In Spain, Investigative Judges carry out the investigation in all the criminal judicial proceedings. Prosecutors is a party in all the criminal cases. However, they only conduct investigative proceedings in: criminal liability of minors and preliminary diligences, that is the kind of preliminary investigation with aim to initiate a judicial proceeding before the Investigative Judge. Incoming cases presented for Spain are those submitted by public prosecutors, by the police and other bodies as well as victims, according to the classification of procedures of the Spanish legislation.

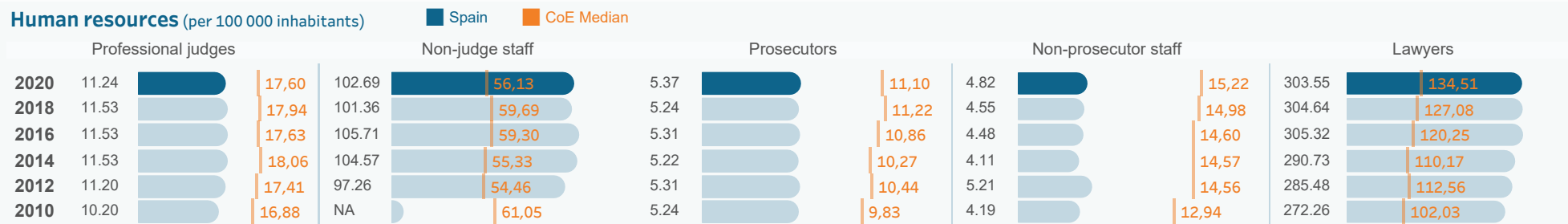
Efficiency



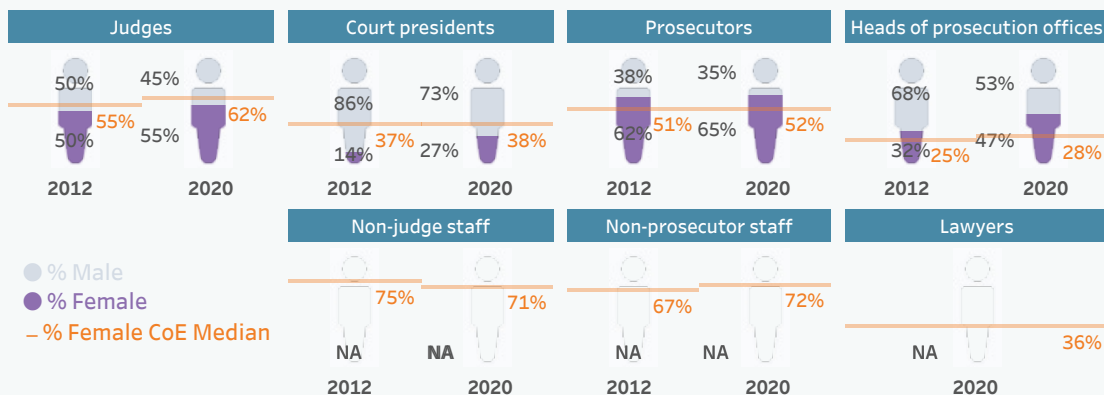
Efficiency: In Spain the courts achieved the highest efficiency indicators in second instance and in proceedings of criminal matters. Specifically, the courts seem to be fastest for criminal cases on second instance, which is the only DT below the CoE median. Otherwise, the DT is above the respective CoE median for each matter and instance.

All instances and categories of cases seem to be affected due to COVID-19 pandemic. In this sense, the civil and commercial cases at the Supreme court have been most strongly affected. In general, the DT increased for all categories at first instance and for all cases, exception of civil and commercial, at second instance. In addition to COVID-19 impact, in the Supreme Court, the number of incoming cases increased due to the broadening of the scope of the cassation appeal in criminal matters.

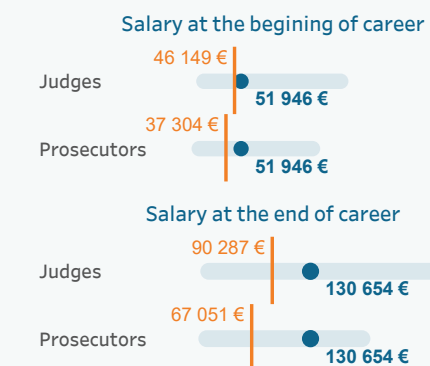
Human resources (per 100 000 inhabitants)



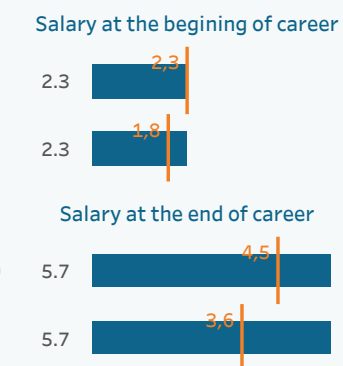
Gender balance



Absolute gross salaries

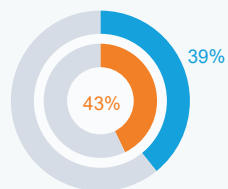


Ratio with the average annual gross salary



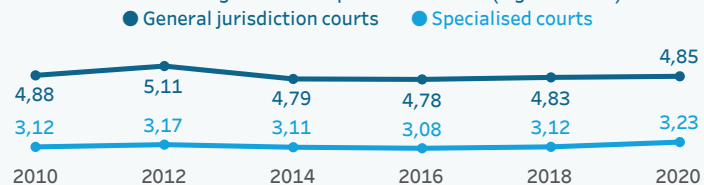
Courts (per 100 000 inhabitants)

Distribution (%) of 1st instance specialised and general jurisdiction courts

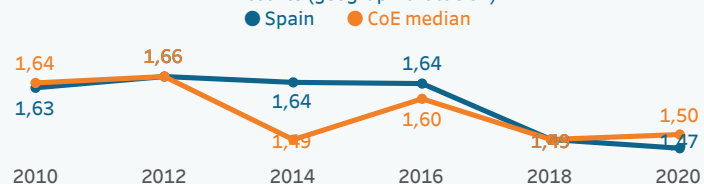


- Specialised courts
- General courts
- CoE median

First instance general and specialised courts (legal entities)



All courts (geographic location)



ICT in judiciary

(index from 0 to 10)

Index	Total	Value	CoE Median
Total	8.94	8.94	6,5
Deployment rate	Civil	9.3	6,6
	Criminal	9.17	5,7
	Administrative	9.06	6,1
Communication with courts	Civil	9.78	6,1
	Criminal	10.06	4,1
	Administrative	9.6	5,0
Courts and case management	Civil	8.39	7,3
	Criminal	8.39	7,3
	Administrative	8.39	7,4
Decision support	Civil	8.57	7,0
	Criminal	8.73	7,3
	Administrative	8.57	7,2

CEPEJ efficiency indicators

Clearance Rate (CR) = (Resolved cases / Incoming cases) *100

CR > 100%, court/judicial system is able to resolve more cases than it received => backlog is decreasing

CR < 100%, court/judicial system is able to resolve fewer cases than it received => backlog is increasing

Disposition Time (DT) = (Pending cases / Resolved cases) *365

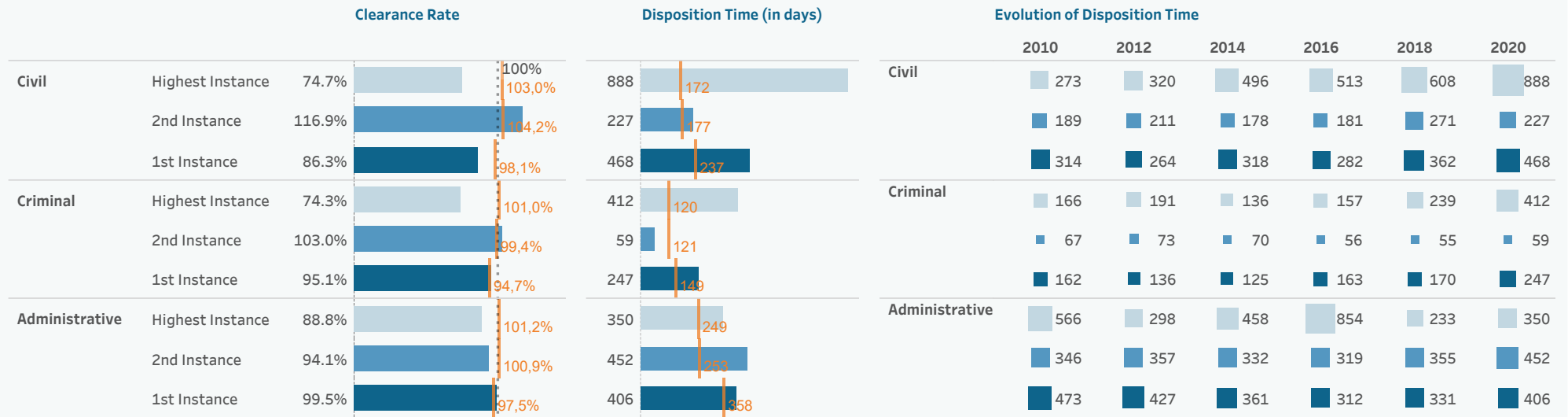
The Disposition Time (DT) is the theoretical time for a pending case to be resolved, taken into consideration the current pace of work

Instance

■ Highest Instance

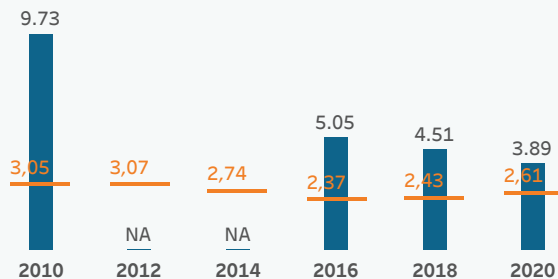
■ 2nd Instance

■ 1st Instance

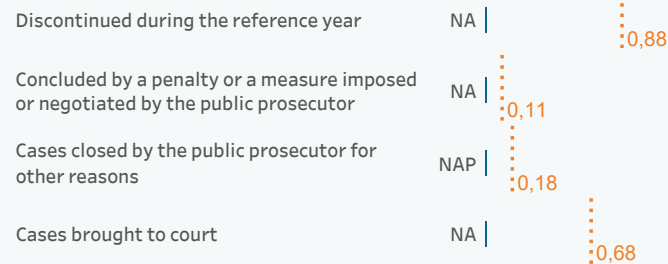


Public prosecution services

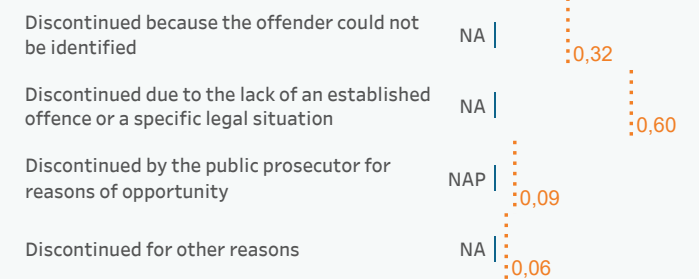
Total number of criminal cases of 1st instance per 100 inhabitants



Distribution of processed cases per 100 inhabitants



Distribution of discontinued cases per 100 inhabitants



Note: There are different methodologies on calculating number of cases in prosecution statistics by event or by perpetrator. CEPEJ collects data per case (event) but some countries present it by perpetrator.

Judiciary related websites

1. Legal texts

www.boe.es

2. Case-law of the higher court/s

www.poderjudicial.es

3. Information about the judicial system

www.mjusticia.gob.es